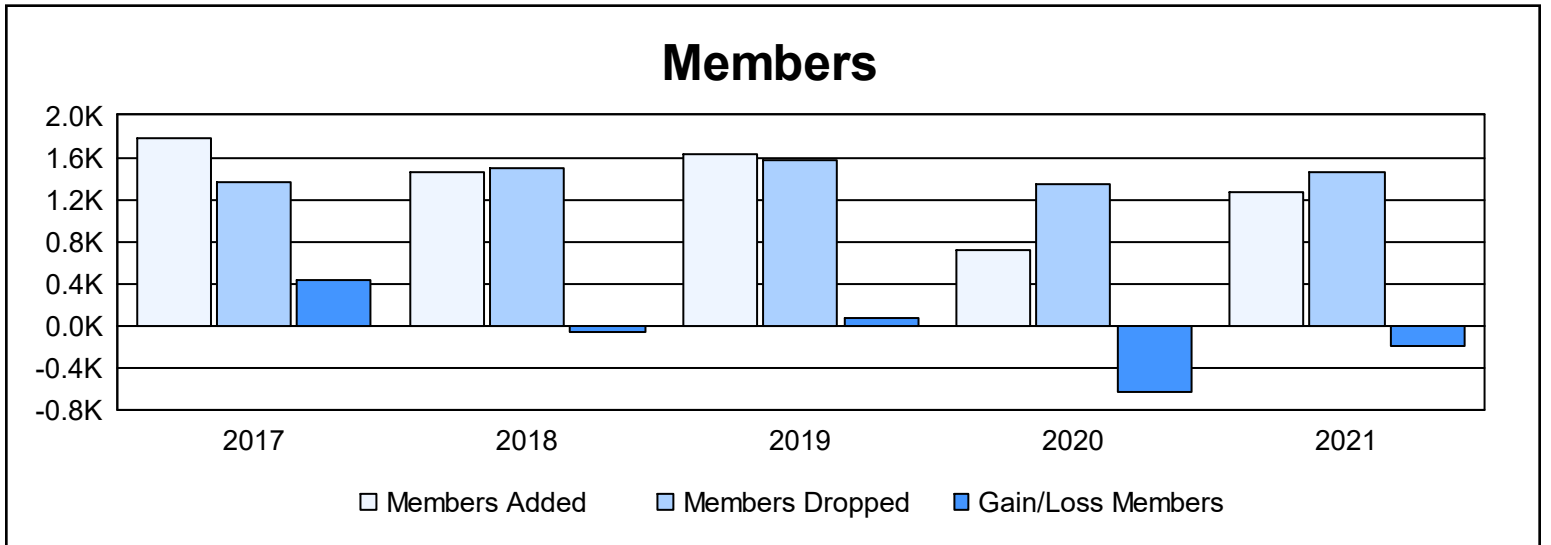
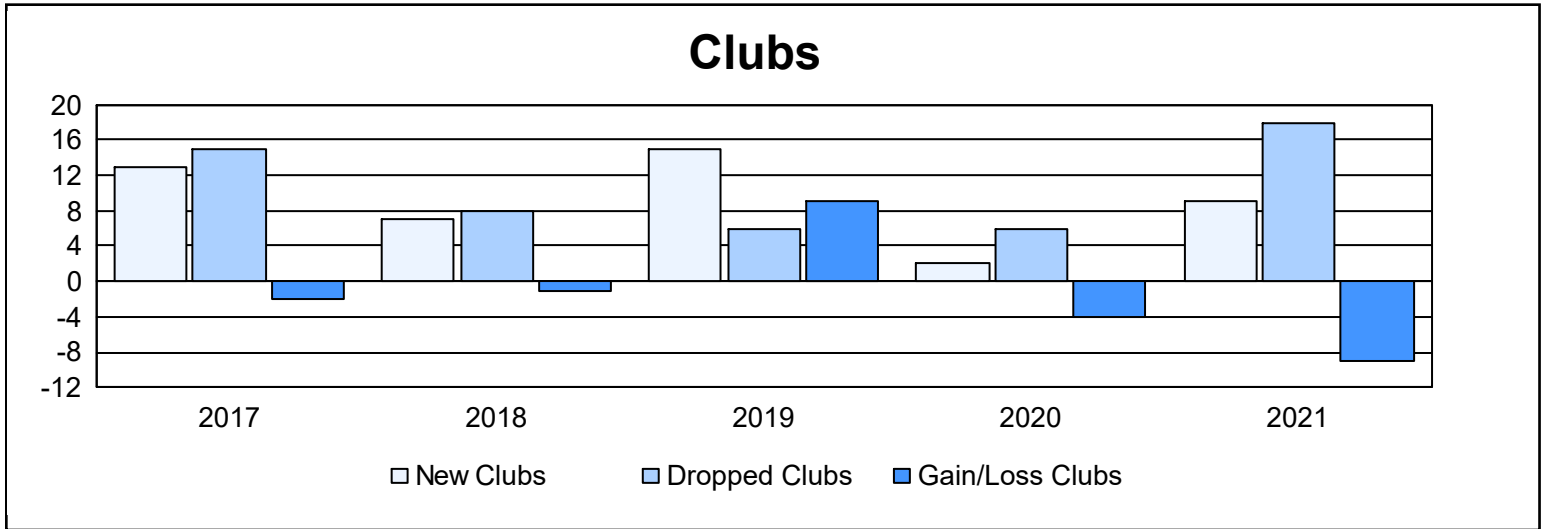
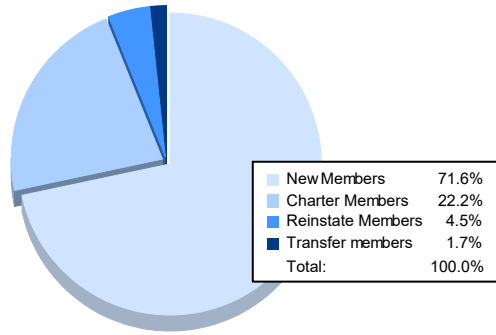


Year	New Clubs	Dropped Clubs	Gain/ Loss Clubs	New Members	Charter Members	Reinstate Members	Transfer Members	Total Member Added	Total Members Dropped	Gain/ Loss Members
2016-2017	13	15	-2	1,200	375	181	31	1,787	1,354	433
2017-2018	7	8	-1	1,071	216	134	30	1,451	1,504	-53
2018-2019	15	6	9	917	502	177	31	1,627	1,565	62
2019-2020	2	6	-4	513	95	63	42	713	1,342	-629
2020-2021	9	18	-9	904	280	57	21	1,262	1,465	-203
Average	9	11	-1	921	294	122	31	1,368	1,446	-78



Membership Composition June 2021 Cumulative



Gender Composition June 2021 Cumulative

